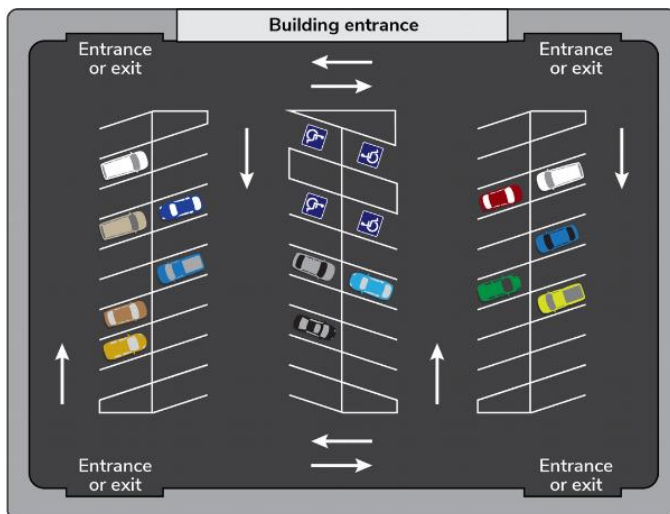


Guest Parking Permit Information

Visitors and guests must have a valid parking permit to park on the Golden West College campus. Below you will find options for purchasing a virtual parking permit. All permit information is based on the vehicle's license plate number.

Things to Note:

- Park in white marked stalls only (if the parking stall is blue, green, or yellow, do not park there or risk being cited for parking in the incorrect location).
- Park head-in to diagonal stalls only. This is because the parking lanes are one-way and backing into or pulling through a diagonal stall will have the vehicle driving the wrong direction.



Daily Parking Permits (through Passport Parking):

Daily parking permits are through passportparking.com (or the passport app). You will need your license plate information and zone number for the parking lot you are parked in. Guests must purchase one for each day they are on campus.

Cost: \$5.35 per daily permit

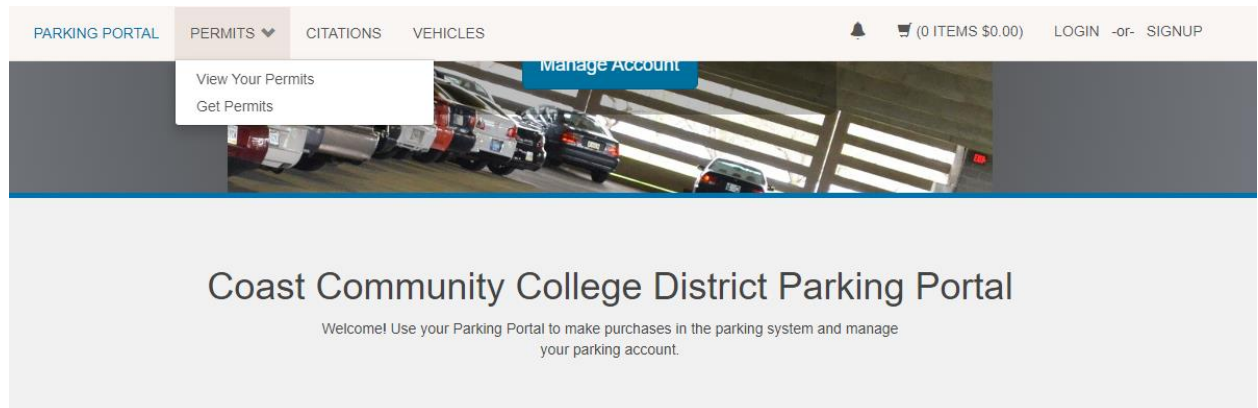
Zone map with QR code: <https://www.goldenwestcollege.edu/Links/pdf/public-safety/GWC-Parking-Lot-Codes.pdf>

Monthly Parking Permits:

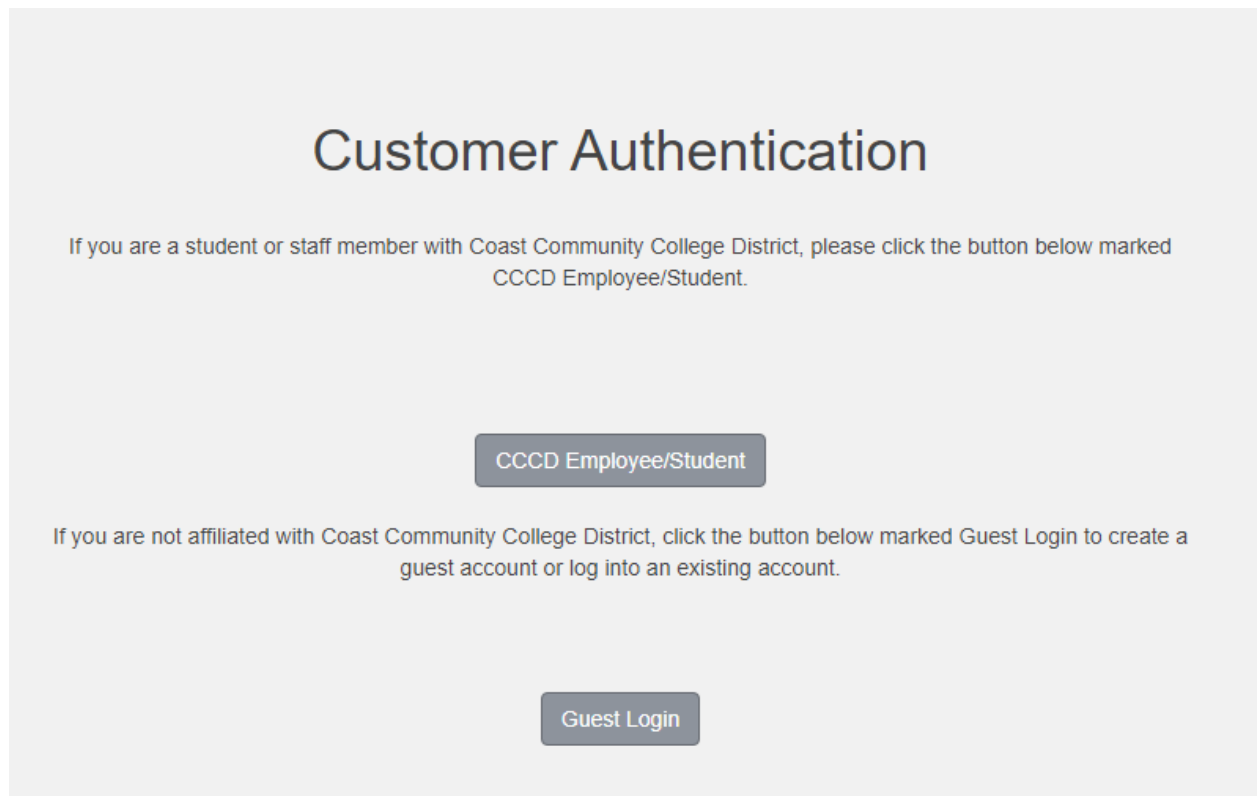
Monthly, semester, and annual parking permits are available to guests and visitors through the T2 Flex parking system:

<https://cccd.t2hosted.com/Account/Portal>

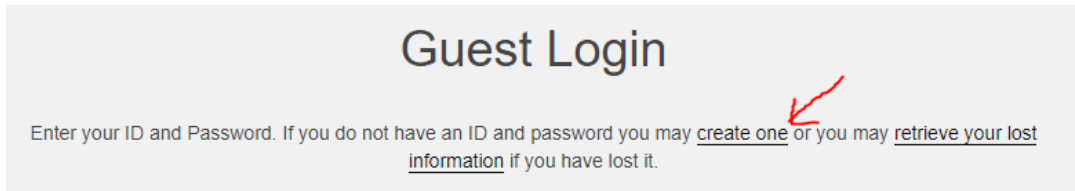
After click on the above link, guests should select “Permits” → “Get Permits” at the top of the page.



Select “Guest Login”



Guests must create a username and password to get a monthly, semester, or annual permit. After selecting “Create one”:



Guests will need to complete the following information:

Email Address *

Email Address (confirm) *

First Name *

Middle Name

Last Name *

Phone 1

Phone 2

Phone 3

Password *

Password (confirm) *

* indicates a required field

Create Account

Guests should select the campus location they need the permit for:

Purchase a Permit

Please select the campus you will be visiting.

Visitor Campus

Golden West

Next >>

Guests will then select the type of permit they want (semester, annual or monthly).

Select Permit and Permit Agreement

Choose the permit you wish to purchase and after reading the permit agreement click Next >>

Coast Community College District Public Safety has launched a new parking management system at the District Offices, Orange Coast College, Golden West College, and Coastline College that has included the implementation of Virtual Permitting to replace physical permits. This system will improve and streamline the parking permitting process. **There is no physical permit to be displayed.** You would only need to register the vehicle(s) that you typically drive to campus, then your vehicle license plate will be counted using license plate recognition (LPR) as your parking permit.

Select	Quantity	Permit Fee	Permit Description	Permit Effective	Permit Expires
<input type="radio"/>	1	\$20.00	Visitor/Vendor Summer Semester	06/10/2024	08/16/2024
<input type="radio"/>	1	\$100.00 / year	Golden West Annual *ONLY VALID AT GWC CAMPUS* V	-select-	-select-
<input checked="" type="radio"/>	1	\$10.00 / month	Golden West Monthly *ONLY VALID AT GWC CAMPUS* V	-select-	-select-

I agree to follow the Parking and Traffic rules and regulations. Click [here](#) to review.

- I agree to abide by parking rules and regulations
- I agree that my permit may not be transferred another user
- I agree that my parking rights may be revoked at any time

[Next >>](#)

For both the annual and monthly passes, the guest will select the starting date. After selecting the start date, the same page will show up again to confirm the date. **Do not attempt to select an end date.** The permit will be valid for either 30 days or 365 days after the start date selected.

Select Dates

Select the dates for your permit.

Effective Date

≤							June 2024	≥						
Sun	Mon	Tue	Wed	Thu	Fri	Sat								
26	27	28	29	30	31	<u>1</u>								
<u>2</u>	<u>3</u>	<u>4</u>	<u>5</u>	<u>6</u>	<u>7</u>	<u>8</u>								
<u>9</u>	<u>10</u>	<u>11</u>	<u>12</u>	<u>13</u>	<u>14</u>	<u>15</u>								
<u>16</u>	<u>17</u>	<u>18</u>	<u>19</u>	<u>20</u>	<u>21</u>	<u>22</u>								
<u>23</u>	<u>24</u>	<u>25</u>	<u>26</u>	<u>27</u>	<u>28</u>	<u>29</u>								
<u>30</u>	1	2	3	4	5	6								

[Next >>](#)

Guests will then need to select “add vehicle” and will be taken to another screen to enter their vehicle information (year, make, model, color, license plate and the state the license plate is registered in).

Register Additional Vehicle

Please enter the details for your new vehicle and then click Next.

Plate Number

Plate Number (confirm)

State/Province
 CALIFORNIA

Year

Make
 Select One

Model
 Select Make First

Color
 Select One

Style
 Select One

Next >>

Guests can add up to 2 vehicles to a permit

Once the vehicle information is entered, select the vehicle to add it to the permit.

Select your Vehicles for Permit

Select the vehicle(s) that are currently on your record that you want to use with your permit. If you need to add new vehicles, choose "Add Vehicle" below. When finished, click Next >>

Select	State	Plate Number	Year	Make	Model	Color
<input checked="" type="checkbox"/>	CALIFORNIA	[REDACTED]	2017	Subaru	Forester	Red

Add Vehicle

Next >>

Guests will then be shown the permit in their cart and can provide payment information and an email address for checkout.

View Cart

Review your order.

Select your method of payment. (If only one payment method is available, your payment information is selected automatically.)

Click Play Now to proceed with your transaction.

Qty	Type	Description	Amount	Actions
1	Permit	Golden West Monthly "ONLY VALID AT GWC CAMPUS" V (06/03/2024 - 07/03/2024) view details	\$10.00	Remove

Due Now: \$10.00

Select Payment Method

Cancel Purchase Add Citation Add Permits

Checkout

Email Address

Play Now

For questions or issues, contact Golden West College Public Safety at (714) 895 – 8924 or visit our website for more information:

<https://www.goldenwestcollege.edu/public-safety/index.html>