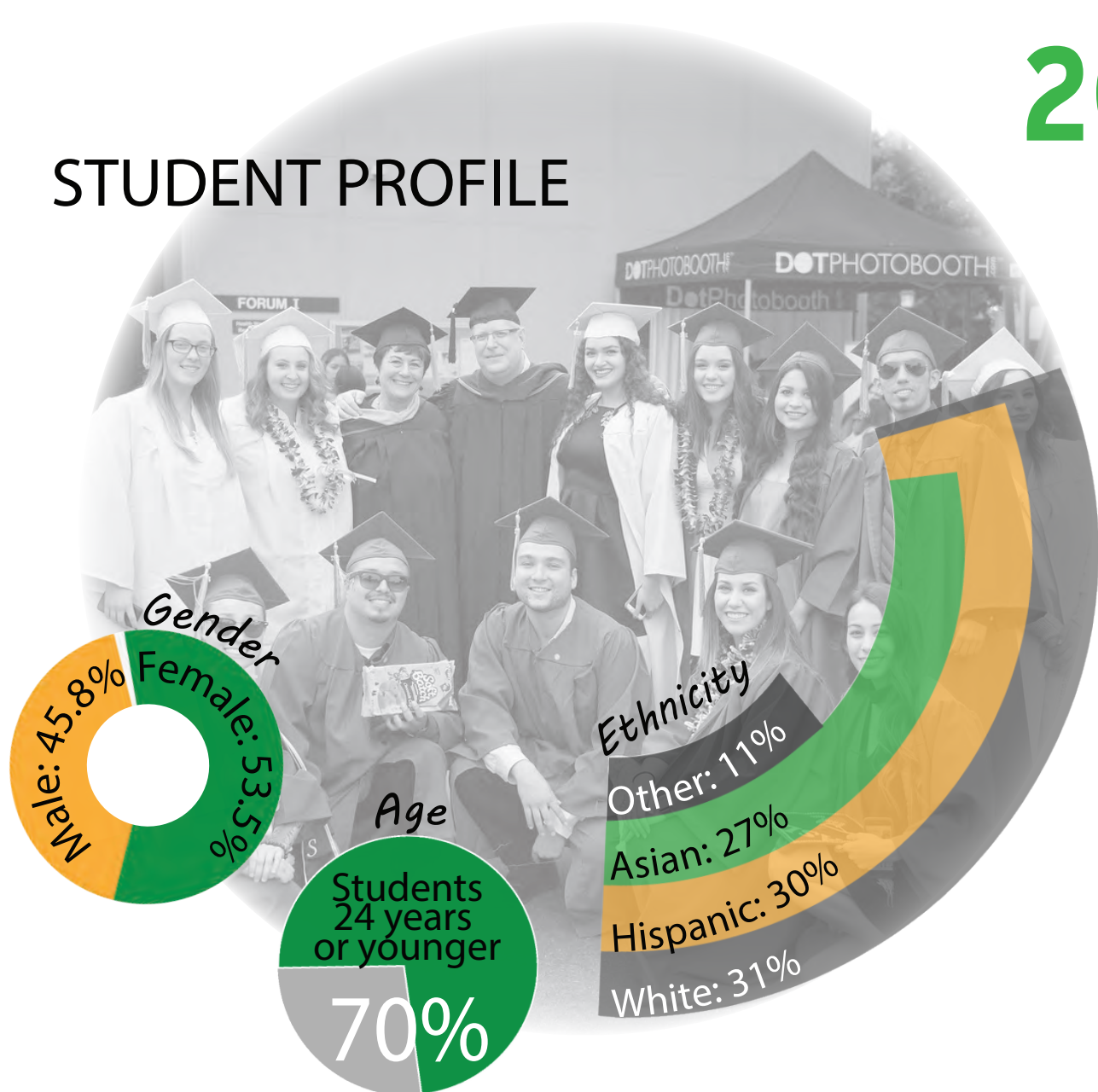


# GOLDEN WEST COLLEGE



## 2017 SCORECARD

### STUDENT PROFILE



### COMPLETION METRICS

#### Persistence

Percentage of degree, certificate and/or transfer seeking students who enrolled continuously in the

**82.3%**

N=1,847

#### 30 Units Completed

Percentage of degree, certificate and/or transfer seeking students who achieved at least 30 units within 6 years.

**75.3%**

N=1,847

#### Degree/Transfer

Percentage of degree seeking students who completed a degree, certificate or transfer-related outcome within 6 years.

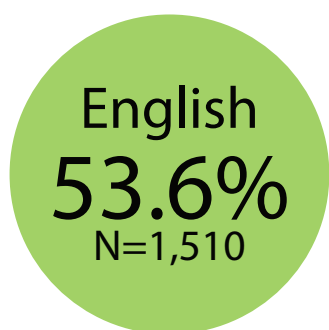
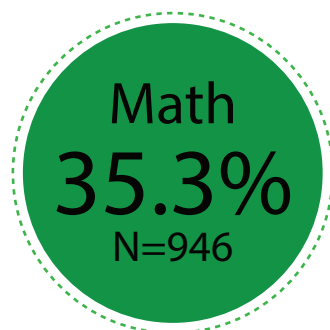
**55.5%**

N=1,847

### MATH, ENGLISH, ESL METRICS

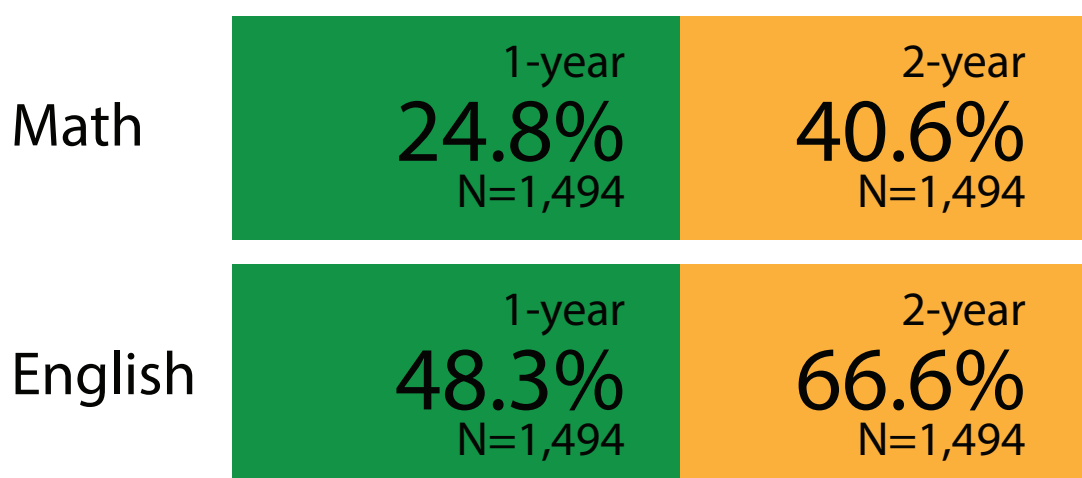
#### Remedial/ESL

Percentage of students who completed below transfer level in English, Mathematics, and/or ESL and completed a college-level course in the same discipline within 6 years.



#### Transfer Level Achievement

Percentage of students who completed 6 units and attempted any Math or English in their first year who completed a transfer-level course in Math or English their first or second year.



### CAREER TECHNICAL EDUCATION (CTE) METRICS

#### CTE Completion

Percentage of students who completed more than 8 units in a single CTE discipline and received a degree, certificate or transfer-related outcome within 6 years.

**61.3%**

N=1,267

#### Skills Builder

Median percentage change in wages for students who completed higher level CTE coursework in 2013-14 and left the system without transferring to a four-year college or receiving a degree or certificate.

**+21.6%**  
N=518

The cohort described represents students starting college for the first time in 2010-11 and tracked for six years through 2015-16.

